

# Cert Guide

Learn, prepare, and practice for exam success



# AWS Certified Cloud Practitioner (CLF-C01)

PEARSON IT  
CERTIFICATION

ANTHONY SEQUEIRA

FREE SAMPLE CHAPTER

SHARE WITH OTHERS



# **AWS Certified Cloud Practitioner (CLF-C01) Cert Guide**

Anthony Sequeira, CCIE No. 15626

**PEARSON**

## **AWS Certified Cloud Practitioner (CLF-C01) Cert Guide**

Copyright © 2019 by Pearson Education, Inc.

All rights reserved. No part of this book shall be reproduced, stored in a retrieval system, or transmitted by any means, electronic, mechanical, photocopying, recording, or otherwise, without written permission from the publisher. No patent liability is assumed with respect to the use of the information contained herein. Although every precaution has been taken in the preparation of this book, the publisher and author assume no responsibility for errors or omissions. Nor is any liability assumed for damages resulting from the use of the information contained herein.

ISBN-10: 0-7897-6048-7

ISBN-13: 978-0-7897-6048-7

Library of Congress Control Number: 2019930941

1 19

### **Trademarks**

All terms mentioned in this book that are known to be trademarks or service marks have been appropriately capitalized. Pearson IT Certification cannot attest to the accuracy of this information. Use of a term in this book should not be regarded as affecting the validity of any trademark or service mark.

### **Warning and Disclaimer**

This book is designed to provide information about the AWS Certified Cloud Practitioner exam. Every effort has been made to make this book as complete and accurate as possible, but no warranty or fitness is implied. The information provided is on an “as is” basis. The author and the publisher shall have neither liability nor responsibility to any person or entity with respect to any loss or damages arising from the information contained in this book or from the use of the supplemental online content or programs accompanying it.

### **Special Sales**

For information about buying this title in bulk quantities, or for special sales opportunities (which may include electronic versions; custom cover designs; and content particular to your business, training goals, marketing focus, or branding interests), please contact our corporate sales department at [corpsales@pearsoned.com](mailto:corpsales@pearsoned.com) or (800) 382-3419.

For government sales inquiries, please contact [governmentsales@pearsoned.com](mailto:governmentsales@pearsoned.com).

For questions about sales outside the U.S., please contact [intlcs@pearson.com](mailto:intlcs@pearson.com).

### **Editor-in-Chief**

Mark Taub

### **Product Line Manager**

Brett Bartow

### **Acquisitions Editor**

Paul Carlstroem

### **Managing Editor**

Sandra Schroeder

### **Development Editor**

Christopher Cleveland

### **Project Editor**

Mandie Frank

### **Copy Editor**

Bart Reed

### **Technical Editor**

Ryan Dymek

### **Editorial Assistant**

Cindy Teeters

### **Designer**

Chuti Prasertsith

### **Composition**

Tricia Bronkella

### **Indexer**

Ken Johnson

### **Proofreader**

Debbie Williams

## Credits

Chapter Opener images	Charlie Edwards/Photodisc/Getty Images Final Version of NIST Cloud Computing Definition Published, NIST, October 25, 2011.
Cover image	Everythingpossible/123RF
Figures 1-1 through 1-5	Screenshot of AWS © 2019, Amazon Web Services, Inc.
Figures 2-1 through 1-5	Screenshot of AWS © 2019, Amazon Web Services, Inc.
Figures 3-1 through 1-5	Screenshot of AWS © 2019, Amazon Web Services, Inc.
Figure 5-2	Screenshot of AWS © 2019, Amazon Web Services, Inc.
Figures 6-2 and 6-3	Screenshot of AWS © 2019, Amazon Web Services, Inc.
Figures 7-1 through 7-4	Screenshot of AWS © 2019, Amazon Web Services, Inc.
Figures 8-1 and 8-2	Screenshot of AWS © 2019, Amazon Web Services, Inc.
Figures 9-1 and 9-2	Screenshot of AWS © 2019, Amazon Web Services, Inc.
Figure 10-2	Screenshot of AWS © 2019, Amazon Web Services, Inc.
Figures 11-1 through 11-3	Screenshot of AWS © 2019, Amazon Web Services, Inc.
Figures 12-1 through 12-10	Screenshot of AWS © 2019, Amazon Web Services, Inc.
Figures 13-1 through 13-3	Screenshot of AWS © 2019, Amazon Web Services, Inc.
Figure 14-1	Screenshot of AWS © 2019, Amazon Web Services, Inc.
Figure 15-1	Screenshot of AWS © 2019, Amazon Web Services, Inc.

# Contents at a Glance

Introduction xvii

## Part I Domain 1: Cloud Concepts

- Chapter 1 The AWS Cloud Defined 3
- Chapter 2 Advantages of the AWS Cloud 19
- Chapter 3 Core AWS Services 31
- Chapter 4 Cloud Architecture Design Principles 53

## Part II Domain 2: Security

- Chapter 5 The AWS Shared Responsibility Model 63
- Chapter 6 Cloud Security and Compliance 71
- Chapter 7 AWS Access Management Capabilities 79
- Chapter 8 Resources for Security Support 91

## Part III Domain 3: Technology

- Chapter 9 Methods of Deploying and Operating in AWS 103
- Chapter 10 The AWS Global Infrastructure 113
- Chapter 11 Resources for Technology Support 125

## Part IV Domain 4: Billing and Pricing

- Chapter 12 Using the Free Tier to Build a Web Server 135
- Chapter 13 AWS Pricing Models 153
- Chapter 14 Account Structures for Billing and Pricing 161
- Chapter 15 Resources for Billing Support 169

## Part V Final Preparation

- Chapter 16 Final Preparation 177

## Part VI Appendixes

- Glossary of Key Terms 187
- Appendix A Answers to the “Do I Know This Already?” Quizzes and Q&A Sections 193
- Appendix B AWS Certified Cloud Practitioner (CLF-C01) Cert Guide Exam Updates 201
- Index 204

# Table of Contents

Introduction xvii

## **Part I Domain 1: Cloud Concepts**

### **Chapter 1 The AWS Cloud Defined 3**

“Do I Know This Already?” Quiz 3

Foundation Topics 5

Introduction to the Cloud 5

Introduction to the AWS Cloud 7

    Compute Service 8

    Storage Services 10

    Network Services 11

    Database Services 13

    Security Services 13

    Automation and Application Support 14

    Management Tools 15

    Monitoring 15

Exam Preparation Tasks 16

Review All Key Topics 16

Define Key Terms 16

Q&A 17

### **Chapter 2 Advantages of the AWS Cloud 19**

“Do I Know This Already?” Quiz 19

Foundation Topics 21

Cloud Advantages 21

AWS Cloud Advantages 24

Exam Preparation Tasks 28

Review All Key Topics 28

Define Key Terms 28

Q&A 29

### **Chapter 3 Core AWS Services 31**

“Do I Know This Already?” Quiz 31

Foundation Topics 35

Overview of Services and Categories	35
Introduction to the AWS Global Infrastructure	36
Introduction to Virtual Private Cloud	36
Introduction to Security Groups	38
Introduction to Compute Services	39
Lambda	40
Elastic Beanstalk	40
EC2	41
Introduction to EBS	43
Introduction to S3	44
Introduction to AWS Database Solutions	47
Aurora	47
Relational Database Service	47
DynamoDB	48
ElastiCache	49
Redshift	49
Database Migration Service	50
Exam Preparation Tasks	50
Review All Key Topics	50
Define Key Terms	51
Q&A	51
<b>Chapter 4 Cloud Architecture Design Principles</b>	<b>53</b>
“Do I Know This Already?” Quiz	53
Foundation Topics	55
The Well-Architected Framework	55
Operational Excellence	56
Security	56
Reliability	57
Performance Efficiency	57
Cost Optimization	57
Fault Tolerance and High Availability	58
Web Hosting	59
Exam Preparation Tasks	60
Review All Key Topics	60

Define Key Terms 60

Q&A 61

## **Part II Domain 2: Security**

### **Chapter 5 The AWS Shared Responsibility Model 63**

“Do I Know This Already?” Quiz 63

Foundation Topics 65

Understanding the Shared Responsibility Model 65

Amazon Responsibilities 66

Client Responsibilities 66

Exam Preparation Tasks 68

Review All Key Topics 68

Define Key Terms 68

Q&A 68

### **Chapter 6 Cloud Security and Compliance 71**

“Do I Know This Already?” Quiz 71

Foundation Topics 73

An Introduction to AWS Security 73

AWS Security Compliance Programs 75

Exam Preparation Tasks 77

Review All Key Topics 77

Define Key Terms 77

Q&A 77

### **Chapter 7 AWS Access Management Capabilities 79**

“Do I Know This Already?” Quiz 79

Foundation Topics 81

Identity and Access Management 81

Best Practices with IAM 84

Exam Preparation Tasks 88

Review All Key Topics 88

Define Key Terms 88

Q&A 88

### **Chapter 8 Resources for Security Support 91**

“Do I Know This Already?” Quiz 91

Foundation Topics 93



Tools for Security Support	93
Certifications and Attestations	93
Whitepapers	94
AWS Artifact	95
AWS Trusted Advisor	95
LAB: Using the Trusted Advisor	96
AWS Cloud Support Associates and Engineers	97
Additional Security Support Resources	97
Professional Services Network	97
AWS Partner Network	97
Advisories and Bulletins	98
Auditor Learning Path	99
Compliance Solution Guide	99
Services in Scope	99
Security Blog	99
Case Studies	100
FAQs	100
Exam Preparation Tasks	100
Review All Key Topics	100
Define Key Terms	100
Q&A	101

### **Part III Domain 3: Technology**

#### **Chapter 9 Methods of Deploying and Operating in AWS 103**

“Do I Know This Already?” Quiz	103
Foundation Topics	105
Automation	105
Orchestration	106
Management Options	108
Exam Preparation Tasks	110
Review All Key Topics	110
Define Key Terms	111
Q&A	111

**Chapter 10 The AWS Global Infrastructure 113**

- “Do I Know This Already?” Quiz 113
- Foundation Topics 116
- Regions 116
- Availability Zones 118
- Connections 118
  - Direct Connect 118
  - VPC Endpoints 119
  - Interface Endpoints (Powered by AWS PrivateLink) 119
  - Gateway Endpoints 120
  - VPC Peering 120
  - ClassicLink 121
- Exam Preparation Tasks 122
- Review All Key Topics 122
- Define Key Terms 122
- Q&A 123

**Chapter 11 Resources for Technology Support 125**

- “Do I Know This Already?” Quiz 125
- Foundation Topics 127
- Documentation 127
- Discussion Forums 130
- Exam Preparation Tasks 133
- Review All Key Topics 133
- Define Key Terms 133
- Q&A 133

**Part IV Domain 4: Billing and Pricing****Chapter 12 Using the Free Tier to Build a Web Server 135**

- “Do I Know This Already?” Quiz 135
- Foundation Topics 137
- Creating Your Free Tier Account 137
  - Lab: Creating Your Free Tier Account 139
- Building a Web Server with the Free Tier 147
  - Lab: Building a Web Server with the Free Tier 147

Exam Preparation Tasks 151

Review All Key Topics 151

Define Key Terms 151

Q&A 151

### **Chapter 13 AWS Pricing Models 153**

“Do I Know This Already?” Quiz 153

Foundation Topics 155

Fundamentals of Pricing 155

Pricing Details 157

Exam Preparation Tasks 159

Review All Key Topics 159

Define Key Terms 159

Q&A 159

### **Chapter 14 Account Structures for Billing and Pricing 161**

“Do I Know This Already?” Quiz 161

AWS Support Plans Overview 163

Comparing the Plans 165

Exam Preparation Tasks 166

Review All Key Topics 166

Define Key Terms 167

Q&A 167

### **Chapter 15 Resources for Billing Support 169**

“Do I Know This Already?” Quiz 169

Cost Calculators 171

    The Total Cost of Ownership (TCO) Calculators 171

    AWS Simple Monthly Calculator 171

*Lab: Estimating AWS S3 Costs* 172

AWS Billing and Cost Management 173

Exam Preparation Tasks 174

Review All Key Topics 174

Define Key Terms 175

Q&A 175

**Part V Final Preparation****Chapter 16 Final Preparation 177**

Exam Information 177

Getting Ready 179

Tools for Final Preparation 180

Pearson Cert Practice Test Engine and Questions on the Website 180

*Accessing the Pearson Test Prep Software Online 181**Accessing the Pearson Test Prep Software Offline 181*

Customizing Your Exams 182

Updating Your Exams 183

*Premium Edition 184*

Chapter-Ending Review Tools 184

Suggested Plan for Final Review/Study 184

Summary 185

**Part VI Appendixes****Glossary of Key Terms 187****Appendix A Answers to the “Do I Know This Already?” Quizzes and Q&A Sections 193****Appendix B AWS Certified Cloud Practitioner (CLF-C01) Cert Guide Exam Updates 201**

Always Get the Latest at the Book’s Product Page 201

Technical Content 202

**Index 204**

## About the Author

**Anthony Sequeira, CCIE No. 15626**, is a seasoned trainer and author regarding various levels and tracks of Cisco, Microsoft, and AWS certifications. Anthony formally began his career in the information technology industry in 1994 with IBM in Tampa, Florida. He quickly formed his own computer consultancy, Computer Solutions, and then discovered his true passion—teaching and writing about information technologies.

Anthony joined Mastering Computers in 1996 and lectured to massive audiences around the world about the latest in computer technologies. Mastering Computers became the revolutionary online training company, KnowledgeNet, and Anthony trained there for many years.

Anthony is currently pursuing his second CCIE in the area of Cisco Data Center. Anthony is a full-time instructor at CBT Nuggets.

## Dedication

*I would like to dedicate this book to the many students I have encountered in the last 25 years of my career. You have kept me learning and teaching to the very best of my abilities. Thank you!*

## Acknowledgments

This manuscript was made truly great by the incredible technical review of Ryan Dymek. Sometimes I think he might have invented AWS.

I would also like to express my gratitude to Chris Cleveland, development editor of this book. I was so incredibly lucky to work with him again on this text. Like Ryan, he made this book several cuts above the rest.

## About the Technical Reviewer

**Ryan Dymek** has been working with Amazon Web Services (AWS) for more than 9 years and holds all nine AWS certifications as well as various Google Cloud Platform (GCP) certifications. Ryan trains and advises some of the largest companies in the world on sound architectural practices in cloud strategy and DevOps principles. While working with business leaders, developers, and engineers, Ryan bridges the gap between business and technology, maintaining the understanding and skills required to be able to perform at a deep technical level. Ryan runs his own cloud consulting practice advising more than 20 companies on the Fortune 500 list and has helped many startups find their way in the cloud.

In addition to cloud and technical acumen, Ryan is a certified business coach personally trained by John Maxwell. He uses these professional skills not only to advise companies on best cloud practices but also on how to align with a business's needs and culture, making confident business and technical decisions and cultivating a transformation into DevOps.



## We Want to Hear from You!

As the reader of this book, *you* are our most important critic and commentator. We value your opinion and want to know what we're doing right, what we could do better, what areas you'd like to see us publish in, and any other words of wisdom you're willing to pass our way.

We welcome your comments. You can email or write to let us know what you did or didn't like about this book—as well as what we can do to make our books better.

*Please note that we cannot help you with technical problems related to the topic of this book.*

When you write, please be sure to include this book's title and author as well as your name and email address. We will carefully review your comments and share them with the author and editors who worked on the book.

Email: [community@informit.com](mailto:community@informit.com)

## Reader Services

Register your copy of *AWS Certified Cloud Practitioner (CLF-C01) Cert Guide* at [www.pearsonitcertification.com](http://www.pearsonitcertification.com) for convenient access to downloads, updates, and corrections as they become available. To start the registration process, go to [www.pearsonitcertification.com/register](http://www.pearsonitcertification.com/register) and log in or create an account\*. Enter the product ISBN 9780789760487 and click Submit. When the process is complete, you will find any available bonus content under Registered Products.

\*Be sure to check the box that you would like to hear from us to receive exclusive discounts on future editions of this product.

## Introduction

The Cloud Practitioner exam provides individuals with an overall understanding of the AWS Cloud to validate their knowledge with an industry-recognized credential. This exam provides individuals in a larger variety of cloud and technology roles with a way to validate their AWS Cloud knowledge and enhance their professional credibility. This exam covers four domains: Cloud Concepts, Security, Technology, and Billing and Pricing. The AWS Certified Cloud Practitioner is a recommended path to achieving further specialty certifications or an optional start toward associate certifications in various disciplines such as solutions architect, SysOps administrator, and developer.

### The Goals of the AWS Certified Cloud Practitioner Program

After a candidate studies this text carefully, they should be more than ready for their certification exam. Perhaps more importantly, however, these candidates should possess the following abilities:

- To define what is meant by the AWS Cloud
- To describe the basics of the AWS Global Infrastructure
- To describe basic AWS Cloud architecture principles
- To describe the value propositions of using AWS Cloud technologies
- To describe the key services of the AWS platform and the categories these services fall under
- To describe the AWS shared responsibility model
- To describe the basic security and compliance capabilities within AWS
- To define the billing, account management, and pricing models within AWS
- To identify sources of documentation and support for technical assistance
- To describe the basics of deploying and operating technologies in the AWS Cloud

### Ideal Candidates

While this text provides you with the information required to pass this exam, Amazon considers ideal candidates to be those that possess the following:

- Six months of experience with the AWS Cloud in any role, including technical, managerial, sales, purchasing, or financial
- A basic understanding of IT services and their uses in the AWS Cloud platform

## The Exam Objectives (Domains)

The AWS Certified Cloud Practitioner (CLF-C01) exam is broken down into four major domains. The contents of this book cover each of the domains and the sub-topics included in them, as illustrated in the following descriptions.

The following table lists the breakdown of each of the domains represented in the exam.

Domain	Percentage of Representation in Exam
1: Cloud Concepts	28%
2: Security	24%
3: Technology	36%
4: Billing and Pricing	12%
Total 100%	

### 1.0 Cloud Concepts

The Cloud Concepts domain is covered in Chapters 1 through 4. It covers critical topics such as the services and categories of services provided by AWS. This domain also covers important information on just how AWS can save your IT team large sums of money. It comprises 28% of the exam and includes the following topics:

- 1.1 Define the AWS Cloud and its value proposition
- 1.2 Identify aspects of AWS Cloud economics
- 1.3 List the different cloud architecture design principles

### 2.0 Security

The Security domain is covered in Chapters 5 through 8. This domain covers security in general with AWS, but also provides details on the implementation of strong security with such AWS services as IAM and a wide variety of management tools. This domain makes up 24% of the exam and includes the following topics:

- 2.1 Define the AWS Shared Responsibility model
- 2.2 Define AWS Cloud security and compliance concepts
- 2.3 Identify AWS access management capabilities
- 2.4 Identify resources for security support

### 3.0 Technology

The Technology domain is covered in Chapters 9 through 11. This domain digs in to the “nuts and bolts” of AWS. The global infrastructure and core services of AWS are all detailed for you. It encompasses 36% of the exam and includes the following topics:

- 3.1 Define methods of deploying and operating in the AWS Cloud
- 3.2 Define the AWS global infrastructure
- 3.3 Identify the core AWS services
- 3.4 Identify resources for technology support

### 4.0 Billing and Pricing

The Billing and Pricing domain is covered in Chapters 12 through 15. Here, you learn of the tools and techniques for controlling costs inside of AWS as well as the resources that are available to assist you. This domain embodies 12% of the exam and includes the following topics:

- 4.1 Compare and contrast the various pricing models for AWS
- 4.2 Recognize the various account structures in relation to AWS billing and pricing
- 4.3 Identify resources available for billing support

### Steps to Becoming an AWS Certified Cloud Practitioner

To become an AWS Certified Cloud Practitioner, a test candidate should meet certain prerequisites and follow specific procedures. Once they deem themselves ready, test candidates must sign up for the exam.

### Signing Up for the Exam

The steps required to sign up for the AWS Certified Cloud Practitioner exam are as follows:

1. Create an AWS Certification account at <https://www.aws.training/Certification> and schedule your exam.
2. Complete the Examination Agreement, attesting to the truth of your assertions regarding professional experience and legally committing to the adherence of the testing policies.
3. Submit the examination fee.

## Facts About the Exam

The exam is a computer-based test. The exam consists of multiple-choice questions only. You must bring a government-issued identification card. No other forms of ID will be accepted.

**TIP** Refer to the AWS Certification site at <https://aws.amazon.com/certification/> for more information regarding this, and other, AWS certifications. I am also in the process of building a simple hub site for everything AWS certification related at [awscerthub.com](http://awscerthub.com). This site is made up of 100% AWS solutions, of course!

## How to Use this Book

This book maps directly to the topic areas of the exam and uses a number of features to help you understand the topics and prepare for the exam.

## Objectives and Methods

This book uses several key methodologies to help you discover the exam topics on which you need more review, to help you fully understand and remember those details, and to help you prove to yourself that you have retained your knowledge of those topics. This book does not try to help you pass the exam only by memorization; it seeks to help you to truly learn and understand the topics. This book is designed to help you pass the AWS Certified Cloud Practitioner exam by using the following methods:

- Helping you discover which exam topics you have not mastered
- Providing explanations and information to fill in your knowledge gaps
- Supplying exercises that enhance your ability to recall and deduce the answers to test questions
- Providing practice exercises on the topics and the testing process via test questions on the companion website

## Book Features

To help you customize your study time using this book, the core chapters have several features that help you make the best use of your time:

- **Foundation Topics:** These are the core sections of each chapter. They explain the concepts for the topics in that chapter.

- **Exam Preparation Tasks:** After the “Foundation Topics” section of each chapter, the “Exam Preparation Tasks” section lists a series of study activities that you should do at the end of the chapter:
  - **Review All Key Topics:** The Key Topic icon appears next to the most important items in the “Foundation Topics” section of the chapter. The “Review All Key Topics” activity lists the key topics from the chapter, along with their page numbers. Although the contents of the entire chapter could be on the exam, you should definitely know the information listed in each key topic, so you should review these.
  - **Define Key Terms:** Although the Cloud Practitioner exam may be unlikely to ask a question such as “Define this term,” the exam does require that you learn and know a lot of AWS-related terminology. This section lists the most important terms from the chapter, asking you to write a short definition and compare your answer to the Glossary at the end of the book.
  - **Q&A Questions:** Confirm that you understand the content you just covered by answering these questions and reading the answer explanations.
- **Web-based practice exam:** The companion website includes the Pearson Cert Practice Test engine, which allows you to take practice exams. Use it to prepare with a sample exam and to pinpoint topics where you need more study.

## How This Book Is Organized

This book contains 15 core chapters—Chapters 1 through 15. Chapter 16 includes preparation tips and suggestions for how to approach the exam. The core chapters map to the AWS Certified Cloud Practitioner exam topic areas and cover the concepts and technologies you will encounter on the exam.

## Companion Website

Register this book to get access to the Pearson IT Certification test engine and other study materials, plus additional bonus content. Check this site regularly for new and updated postings written by the author that provide further insight into the more troublesome topics on the exam. Be sure to check the box that you would like to hear from us to receive updates and exclusive discounts on future editions of this product or related products.

To access this companion website, follow these steps:

- Step 1.** Go to [www.pearsonitcertification.com/register](http://www.pearsonitcertification.com/register) and log in or create a new account.
- Step 2.** Enter the ISBN: **9780789760487**.
- Step 3.** Answer the challenge question as proof of purchase.
- Step 4.** Click the **Access Bonus Content** link in the “Registered Products” section of your account page to be taken to the page where your downloadable content is available.

Please note that many of our companion content files can be very large, especially image and video files.

If you are unable to locate the files for this title by following the steps above, please visit [www.pearsonITcertification.com/contact](http://www.pearsonITcertification.com/contact) and select the **Site Problems/Comments** option. Our customer service representatives will assist you.

## Pearson Test Prep Practice Test Software

As noted previously, this book comes complete with the Pearson Test Prep practice test software containing two full exams. These practice tests are available to you either online or as an offline Windows application. To access the practice exams that were developed with this book, please see the instructions in the card inserted in the sleeve in the back of the book. This card includes a unique access code that enables you to activate your exams in the Pearson Test Prep software.

### Accessing the Pearson Test Prep Software Online

The online version of this software can be used on any device with a browser and connectivity to the Internet, including desktop machines, tablets, and smartphones. To start using your practice exams online, simply follow these steps:

- Step 1.** Go to <https://www.PearsonTestPrep.com>.
- Step 2.** Select **Pearson IT Certification** as your product group.
- Step 3.** Enter your email/password for your account. If you don't have an account on [PearsonITCertification.com](http://PearsonITCertification.com) or [CiscoPress.com](http://CiscoPress.com), you will need to establish one by going to [PearsonITCertification.com/join](http://PearsonITCertification.com/join).
- Step 4.** In the **My Products** tab, click the **Activate New Product** button.
- Step 5.** Enter the access code printed on the insert card in the back of your book to activate your product.

- Step 6.** The product will now be listed in your “My Products” page. Click the **Exams** button to launch the exam settings screen and start your exam.

### Accessing the Pearson Test Prep Software Offline

If you wish to study offline, you can download and install the Windows version of the Pearson Test Prep software. There is a download link for this software on the book’s companion website, or you can just enter this link in your browser:

<http://www.pearsonitcertification.com/content/downloads/pcpt/engine.zip>

To access the book’s companion website and the software, simply follow these steps:

- Step 1.** Register your book by going to [PearsonITCertification.com/register](http://PearsonITCertification.com/register) and entering the ISBN: **9780789760487**.
- Step 2.** Answer the challenge questions.
- Step 3.** Go to your account page and click the **Registered Products** tab.
- Step 4.** Click the **Access Bonus Content** link under the product listing.
- Step 5.** Click the **Install Pearson Test Prep Desktop Version** link under the “Practice Exams” section of the page to download the software.
- Step 6.** After the software finishes downloading, unzip all the files on your computer.
- Step 7.** Double-click the application file to start the installation, and follow the onscreen instructions to complete the registration.
- Step 8.** After the installation is complete, launch the application and click the **Activate Exam** button on the **My Products** tab.
- Step 9.** Click the **Activate a Product** button in the Activate Product Wizard.
- Step 10.** Enter the unique access code found on the card in the sleeve in the back of your book and click the **Activate** button.
- Step 11.** Click **Next** and then click **Finish** to download the exam data to your application.
- Step 12.** Start using the practice exams by selecting the product and clicking the **Open Exam** button to open the exam settings screen.

Note that the offline and online versions will synch together, so saved exams and grade results recorded on one version will be available to you on the other as well.



## Customizing Your Exams

Once you are in the exam settings screen, you can choose to take exams in one of three modes:

- **Study mode:** Allows you to fully customize your exam and review answers as you are taking the exam. This is typically the mode you would use first to assess your knowledge and identify information gaps.
- **Practice Exam mode:** Locks certain customization options, as it is presenting a realistic exam experience. Use this mode when you are preparing to test your exam readiness.
- **Flash Card mode:** Strips out the answers and presents you with only the question stem. This mode is great for late-stage preparation when you really want to challenge yourself to provide answers without the benefit of seeing multiple-choice options. This mode does not provide the detailed score reports that the other two modes do, so you should not use it if you are trying to identify knowledge gaps.

In addition to these three modes, you will be able to select the source of your questions. You can choose to take exams that cover all of the chapters or you can narrow your selection to just a single chapter or the chapters that make up a specific part in the book. All chapters are selected by default. If you want to narrow your focus to individual chapters, simply deselect all the chapters and then select only those on which you wish to focus in the “Objectives” area.

You can also select the exam banks on which to focus. Each exam bank comes complete with a full exam of questions that cover topics in every chapter. The two exams printed in the book are available to you as well as two additional exams of unique questions. You can have the test engine serve up exams from all four banks or just from one individual bank by selecting the desired banks in the exam bank area.

There are several other customizations you can make to your exam from the exam settings screen, such as the time of the exam, the number of questions served up, whether to randomize questions and answers, whether to show the number of correct answers for multiple-answer questions, and whether to serve up only specific types of questions. You can also create custom test banks by selecting only questions that you have marked or questions for which you have added notes.

## Updating Your Exams

If you are using the online version of the Pearson Test Prep software, you should always have access to the latest version of the software as well as the exam data. If you are using the Windows desktop version, every time you launch the software while

connected to the Internet, it checks if there are any updates to your exam data and automatically downloads any changes that were made since the last time you used the software.

Sometimes, due to many factors, the exam data may not fully download when you activate your exam. If you find that figures or exhibits are missing, you may need to manually update your exams. To update a particular exam you have already activated and downloaded, simply click the **Tools** tab and click the **Update Products** button. Again, this is only an issue with the desktop Windows application.

If you wish to check for updates to the Pearson Test Prep exam engine software, Windows desktop version, simply click the **Tools** tab and click the **Update Application** button. This ensures you are running the latest version of the software engine.

# Using the Free Tier to Build a Web Server

It is important for you to understand the options around the Free Tier account in AWS. This chapter educates you on this powerful starting option. It also ensures you can use this account to create a fully functional web server in AWS.

## “Do I Know This Already?” Quiz

The “Do I Know This Already?” quiz allows you to assess if you should read the entire chapter. Table 12-1 lists the major headings in this chapter and the “Do I Know This Already?” quiz questions covering the material in those headings so you can assess your knowledge of these specific areas. The answers to the “Do I Know This Already?” quiz appear in Appendix A, “Answers to the “Do I Know This Already?” Quizzes and Q&A Sections.”

**Table 12-1** “Do I Know This Already?” Foundation Topics Section-to-Question Mapping

Foundation Topics Section	Questions
Creating Your Free Tier Account	1–2
Building a Web Server with the Free Tier	3–4

**CAUTION** The goal of self-assessment is to gauge your mastery of the topics in this chapter. If you do not know the answer to a question or are only partially sure of the answer, you should mark that question as wrong for purposes of the self-assessment. Giving yourself credit for an answer you correctly guess skews your self-assessment results and might provide you with a false sense of security.

1. How long is the Free Tier period by default?
  - a. 2 years
  - b. 1 year
  - c. 6 months
  - d. 3 months

2. Which is not an example of a service that remains free after the Free Tier expiration?
  - a. SNS
  - b. Glacier
  - c. EC2
  - d. CloudWatch
  
3. What component related to an EC2 instance do you modify in order to permit the correct traffic forms?
  - a. Security group
  - b. Container
  - c. VPC
  - d. Instance type
  
4. What is used to authenticate access to your EC2 instance?
  - a. Lambda
  - b. PPTP
  - c. Key pairs
  - d. Telnet

## Foundation Topics

### Creating Your Free Tier Account

Although the exact terms of the Free Tier account could change at any time, let's start by looking at the incredible amount of resources you receive for free for 1 year. We will follow this up with the components that remain free after the 1-year period.

#### Key Topic

Here are the “free for a year” components (notice for any services not covered elsewhere in this text, we provide some details on these services for you):

- **API Gateway:** One million API calls per month
- **Cloud Directory:** Fully managed, cloud-native directory-building service for data with multiple hierarchies; 1 GB of storage per month.
- **CloudFront:** 50 GB of data transfers out.
- **Comprehend:** Continuously trained and fully managed natural language processing (NLP); 50,000 units of text (5M characters) for each API per month.
- **Connect:** A simple-to-use, cloud-based contact center that scales to support any size business; 90 minutes per month of Amazon Connect usage.
- **EC2:** 750 hours per month.
- **EFS:** 5 GB of storage.
- **EBS:** 30 GB for any combination of general-purpose (SSD) or magnetic.
- **Elastic Container Registry:** 500 MB of storage per month.
- **Elastic Transcoder:** 20 minutes of audio transcoding.
- **ElastiCache:** 750 hours of cache.t2.micro Node usage.
- **Elasticsearch:** 750 hours per month of a single-AZ t2.micro.elasticsearch or t2.small.elasticsearch instance.
- **GameLift:** Simple, fast, cost-effective dedicated game server hosting; 125 hours per month of Amazon GameLift c4.large.gamelift On-Demand instance usage, plus 50 GB EBS general-purpose (SSD) storage
- **Lex:** Build voice and chat text chatbots; 10,000 text requests per month.
- **MQ:** Amazon MQ is a managed message broker service for Apache ActiveMQ; 750 hours of a single-instance mq.t2.micro broker per month.
- **Pinpoint:** Targeted push notifications for mobile apps; 5,000 free targeted users per month.

- **Polly:** Turn text into speech; 5 million characters per month.
- **RDS:** 750 hours per month of db.t2.micro database usage (applicable DB engines).
- **Rekognition:** Deep learning–based image recognition service; 5,000 images per month.
- **S3:** 5 GB of standard storage.
- **Sumerian:** Build and run virtual reality, augmented reality, and 3D applications; 50 MB published scene that receives 100 views per month for free in the first year.
- **Transcribe:** Add speech-to-text capability to your applications with automatic speech recognition; 60 minutes per month.
- **Translate:** Fast, high-quality, and affordable neural machine translation; 2 million characters per month.
- **Data Pipeline:** Orchestration for data-driven workflows; three low-frequency preconditions
- **Greengrass:** Three devices for free.
- **IoT:** 250,000 messages published or delivered per month.
- **IoT Device Management:** 50 remote actions per month.
- **OpsWorks for Chef Automate:** 7,500 node hours.
- **OpsWorks for Puppet Enterprise:** 7,500 node hours.
- **Trusted Advisor:** Four checks on performance and security.
- **ELB:** 750 hours per month shared between Classic and Application Load Balancers.

Here are the services that will remain free for you after the 1 year is up:

- **Chime:** A modern unified communications (UC) service that offers frustration-free meetings with exceptional audio and video; unlimited usage of Amazon Chime Basic.
- **CloudWatch:** Ten custom metrics and ten alarms.
- **Cognito:** 50,000 MAUs each month.
- **DynamoDB:** 25 GB of storage.
- **Glacier:** 10 GB of storage retrievals.

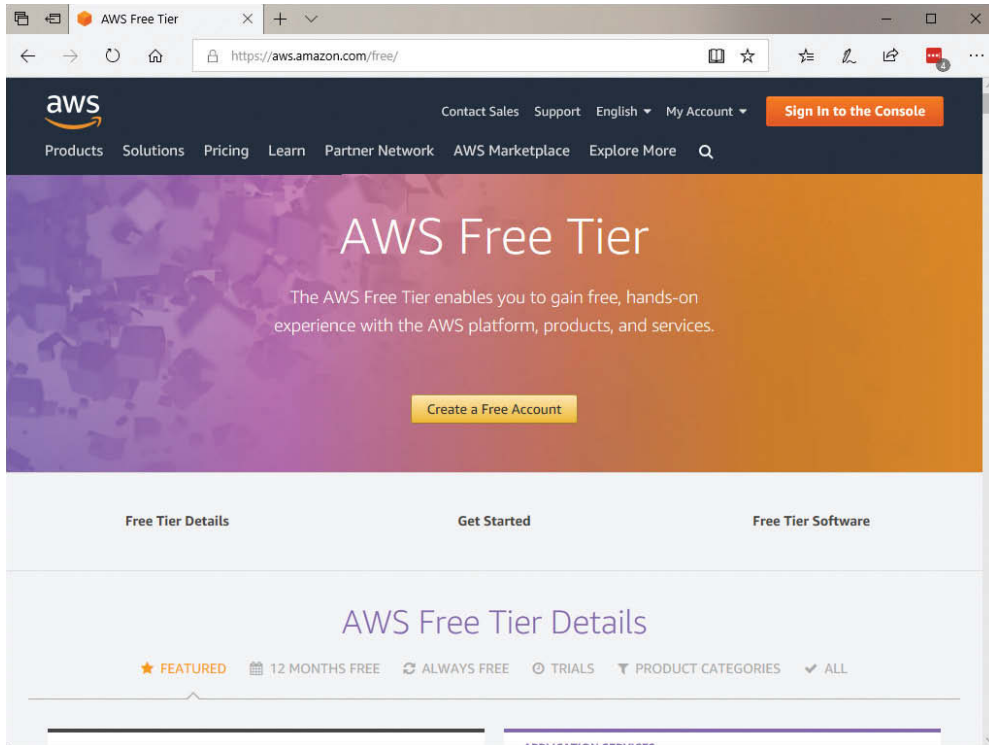
- **Macie:** Discover, classify, and protect data; 1 GB processed by the content classification engine.
- **SES:** Cost-effective email in the cloud; 62,000 outbound messages per month.
- **SNS:** One million publishes.
- **SQS:** One million requests.
- **SWF:** 10,000 activity tasks.
- **CodeBuild:** 100 build minutes.
- **CodeLimit:** Highly scalable, managed source control service; five active users per month.
- **CodePipeline:** One active pipeline per month.
- **Database Migration Service:** 750 hours of Amazon DMS Single-AZ dms.t2.micro instance usage.
- **Glue:** Simple, flexible, and cost-effective extract, transform, and load (ETL) service; one million objects stored in the AWS Glue Data Catalog.
- **Key Management Service:** 20,000 free requests per month.
- **Lambda:** One million free requests per month.
- **Step Functions:** Coordinate components of distributed applications; 4,000 state transitions per month.
- **Storage Gateway:** 100 GB free per account.
- **X-ray:** Analyze and debug your applications; 100,000 traces recorded per month.

### Lab: Creating Your Free Tier Account



If you do not already have a Free Tier account with AWS, it is time for you to create one! Follow these steps:

- Step 1.** Search Google for AWS Free Tier. Select the link from Amazon for the Free Tier account.
- Step 2.** Click the **Create a Free Account** button, as shown in Figure 12-1.



**Figure 12-1** The Create a Free Account Button on the AWS Free Tier Page

- Step 3.** On the **Create an AWS Account** page (shown in Figure 12-2), provide your email address, password, and account name. The email address is critical and will be the username entry when you log in to this all-powerful root account. The account name is how your account will display in AWS. This is not nearly as critical and can be changed at any time.



aws

English ▾

## Create an AWS account

**AWS Accounts Include 12 Months of Free Tier Access**

Including use of Amazon EC2, Amazon S3, and Amazon DynamoDB  
Visit [aws.amazon.com/free](https://aws.amazon.com/free) for full offer terms

Email address

Password

Confirm password

AWS account name

[Continue](#)

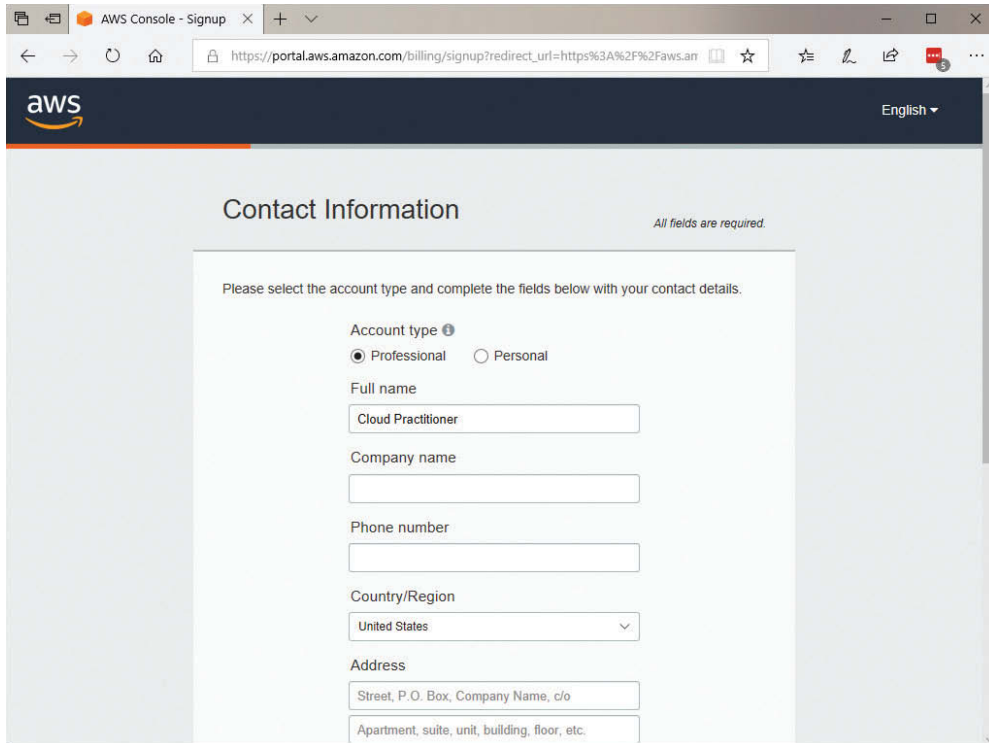
[Sign in to an existing AWS account](#)

© 2018 Amazon Web Services, Inc. or its affiliates.  
All rights reserved.

[Privacy Policy](#) | [Terms of Use](#)

**Figure 12-2** The Create an AWS Account Page

**Step 4.** Complete your basic contact information, as shown in Figure 12-3.



The screenshot shows a web browser window with the AWS Console - Signup page. The URL in the address bar is [https://portal.aws.amazon.com/billing/signup?redirect\\_url=https%3A%2F%2Faws.amazon.com](https://portal.aws.amazon.com/billing/signup?redirect_url=https%3A%2F%2Faws.amazon.com). The page title is "Contact Information" and it includes a note: "All fields are required." Below this, a message says: "Please select the account type and complete the fields below with your contact details." The form contains the following fields:

- Account type**: Two radio buttons, "Professional" (selected) and "Personal".
- Full name**: A text input field containing "Cloud Practitioner".
- Company name**: An empty text input field.
- Phone number**: An empty text input field.
- Country/Region**: A dropdown menu showing "United States".
- Address**: Two stacked text input fields. The first field contains "Street, P.O. Box, Company Name, c/o" and the second field contains "Apartment, suite, unit, building, floor, etc."

**Figure 12-3** Providing Contact Information During Free Tier Signup

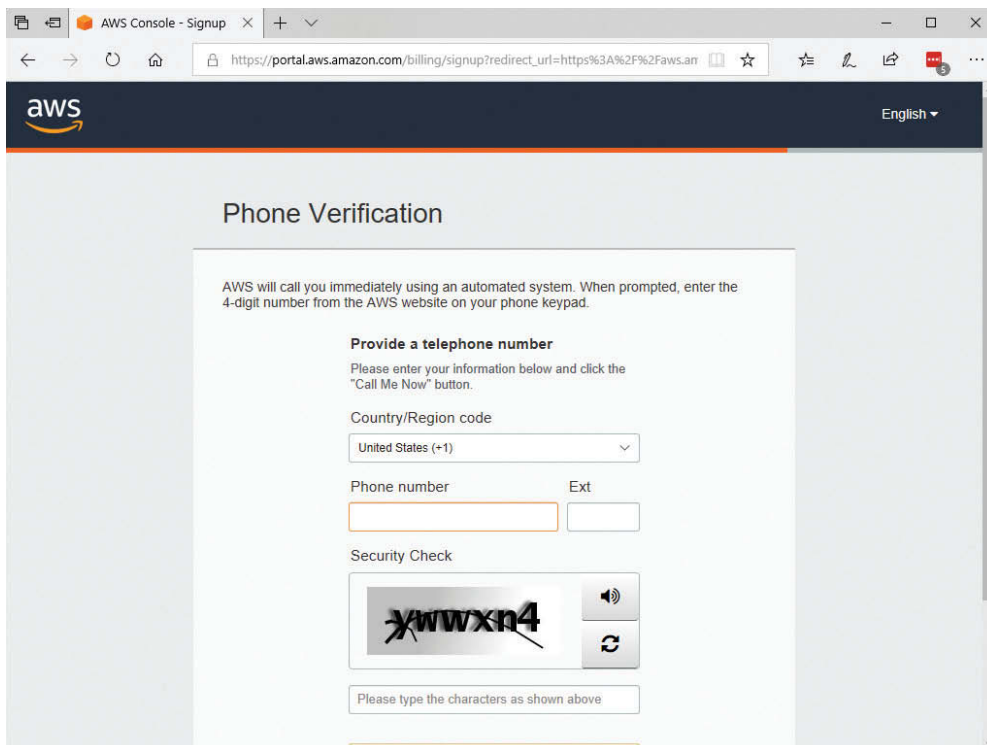
- Step 5.** Provide your payment information, as shown in Figure 12-4. Note that you are not charged anything in the first year, as long as you do not exceed your Free Tier limits.

The screenshot shows a web browser window with the title 'AWS Console - Signup'. The address bar shows the URL: `https://portal.aws.amazon.com/billing/signup?redirect_url=https%3A%2F%2Faws.ar`. The page features the AWS logo in the top left and 'English' in the top right. The main heading is 'Payment Information'. Below this, a message states: 'Please type your payment information so we can verify your identity. We will not charge you unless your usage exceeds the [AWS Free Tier Limits](#). Review [frequently asked questions](#) for more information.' The form contains the following fields and options:

- Credit/Debit card number:** A single-line text input field.
- Expiration date:** Two dropdown menus, the first showing '10' and the second showing '2018'.
- Cardholder's name:** A single-line text input field.
- Billing address:** Two radio buttons: 'Use my contact address' (which is selected) and 'Use a new address'.
- Secure Submit:** A yellow button at the bottom of the form.

**Figure 12-4** Payment Information Screen in Free Tier Signup

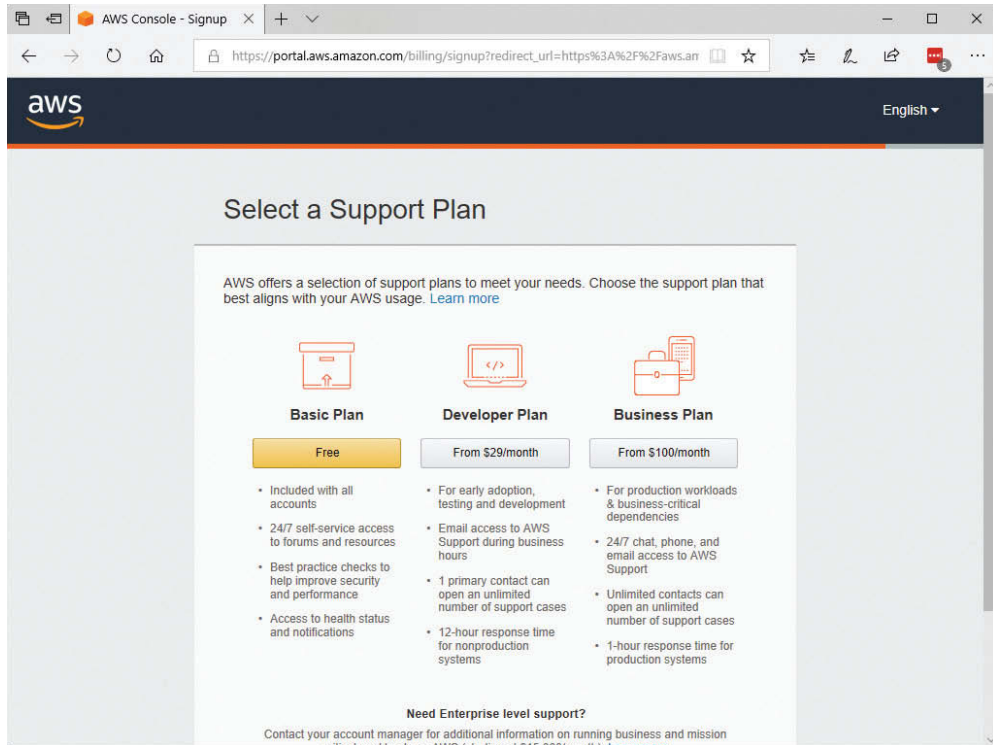
- Step 6.** Provide the phone number for your phone verification and input the security check, as shown in Figure 12-5.



The screenshot shows a web browser window with the AWS Console - Signup page. The URL bar shows [https://portal.aws.amazon.com/billing/signup?redirect\\_url=https%3A%2F%2Faws.amazon.com](https://portal.aws.amazon.com/billing/signup?redirect_url=https%3A%2F%2Faws.amazon.com). The page title is "Phone Verification". Below the title, a message states: "AWS will call you immediately using an automated system. When prompted, enter the 4-digit number from the AWS website on your phone keypad." The form includes a section titled "Provide a telephone number" with instructions: "Please enter your information below and click the 'Call Me Now' button." The form fields are: "Country/Region code" (a dropdown menu showing "United States (+1)"), "Phone number" (a text input field), and "Ext" (a text input field). Below these is a "Security Check" section with a CAPTCHA image showing the characters "xwwwxn4" and a "Please type the characters as shown above" input field. The page has the AWS logo in the top left and "English" in the top right.

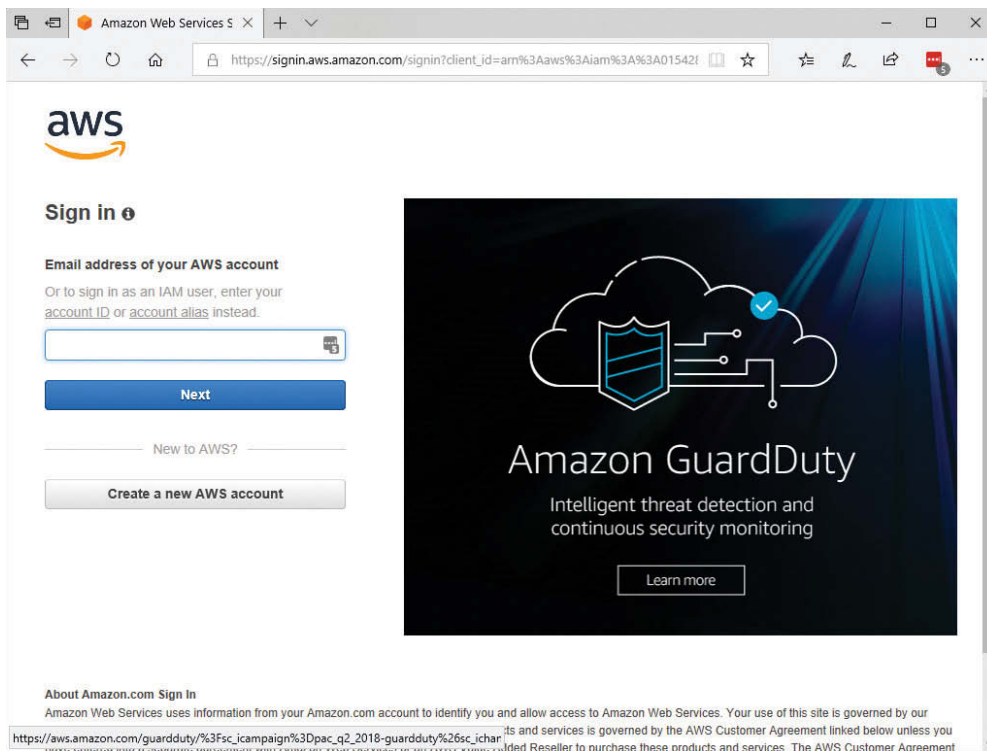
**Figure 12-5** Phone Verification During Signup

- Step 7.** In the **Select a Support Plan** window, choose your support options, as shown in Figure 12-6. Note that there is only one free plan.



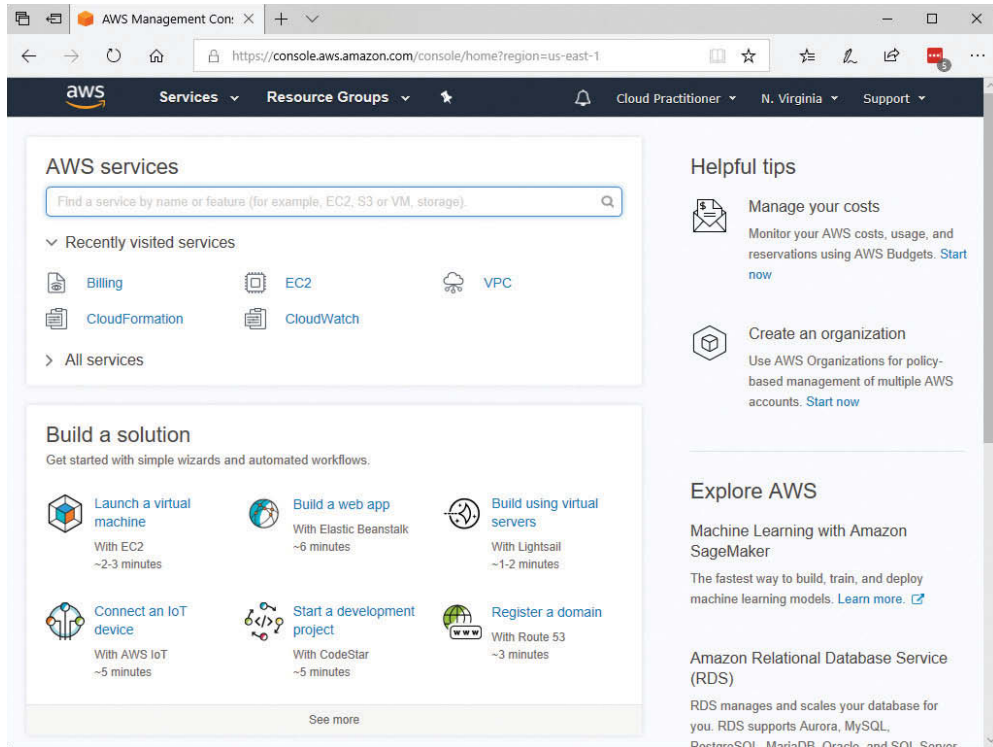
**Figure 12-6** Selecting a Support Plan in the AWS Free Tier Signup

- Step 8.** Sign in to your new AWS account! Use the email address that you used for the account creation. Remember, this is your root AWS account. You should use this account to create “normal” admin accounts for management of AWS. You should very rarely need to log in as this powerful root account. Figure 12-7 shows the sign in page.



**Figure 12-7** Time to Sign in to Your New Account!

**Step 9.** You are now ready to explore the wonders of AWS! Figure 12-8 shows the welcome screen for the AWS Management Console.



**Figure 12-8** The AWS Management Console

## Building a Web Server with the Free Tier

Now that you have your Free Tier account, it is time to have some fun and learn a bunch in the process! In this section, we build a fully functional web server in AWS using some simple steps. This lab demonstrates many of the technologies you are now familiar with thanks (in part) to this book. The lab builds a “LAMP” web server, which stands for an Apache web server with PHP and MariaDB (a community-developed fork of MySQL) support on an Amazon Linux 2 instance.

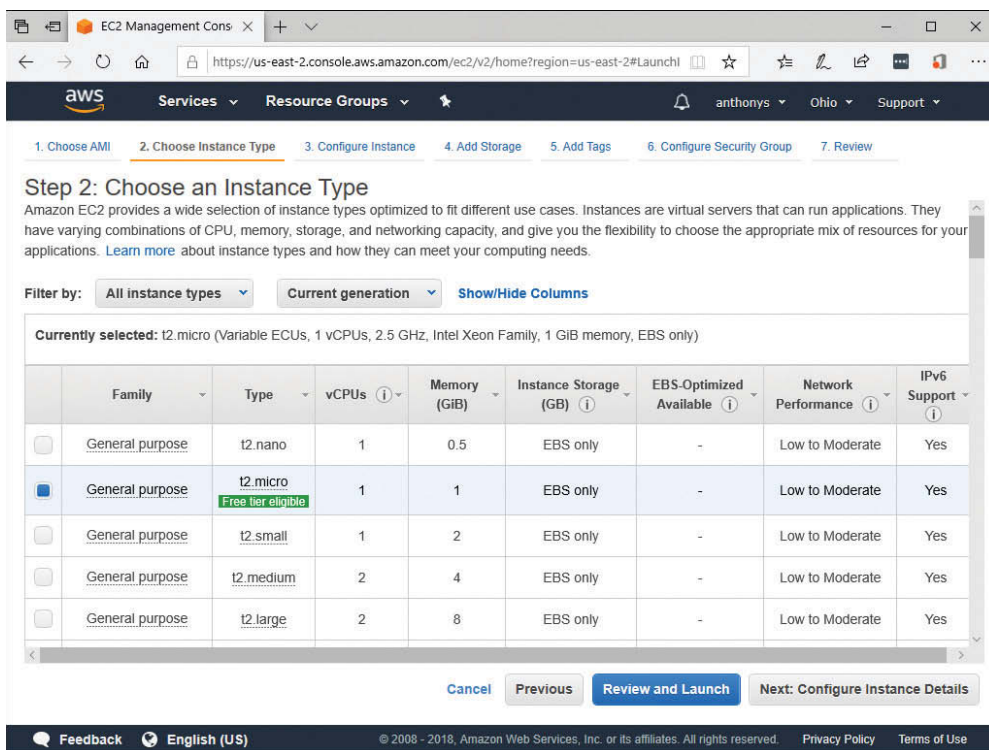
### Lab: Building a Web Server with the Free Tier

#### Key Topic

Let’s walk through the steps required to build a free web server using AWS EC2:

- Step 1.** Search the AWS services for **EC2** and select the link to enter the **EC2 Dashboard**.
- Step 2.** Select **Launch Instance** to create a new EC2 instance for your cool web server.

- Step 3.** The **Choose an Amazon Machine Image (AMI)** page displays a list of basic configurations, called Amazon Machine Images (AMIs), that serve as templates for your instance. Select an HVM version of Amazon Linux 2. Notice that these AMIs are marked “Free Tier eligible.”
- Step 4.** On the **Choose an Instance Type** page, you can select the hardware configuration of your instance. Select the **t2.micro** type, which is selected by default. Notice that this instance type is eligible for the Free Tier. Figure 12-9 shows this step.



**Figure 12-9** Choosing an Instance Type

- Step 5.** Choose **Review and Launch** to let the wizard complete the other configuration settings for you.
- Step 6.** On the **Review Instance Launch** page, under **Security Groups**, you’ll see that the wizard created and selected a security group for you. You can use this security group, or you can select the security group you created during setup using the following steps.
- Step 7.** Choose **Edit security groups**.



**Step 8.** Ensure your security group allows SSH (port 22), HTTP (port 80), and HTTPS (port 443) connections, as shown in Figure 12-10.

The screenshot shows the AWS Management Console interface for configuring a security group. The breadcrumb trail at the top indicates the steps: 1. Choose AMI, 2. Choose Instance Type, 3. Configure Instance, 4. Add Storage, 5. Add Tags, 6. Configure Security Group, and 7. Review. The main heading is 'Step 6: Configure Security Group'. Below this, a paragraph explains that a security group is a set of firewall rules. The 'Assign a security group' section has two radio buttons: 'Create a new security group' (selected) and 'Select an existing security group'. The 'Security group name' field contains 'launch-wizard-1' and the 'Description' field contains 'launch-wizard-1 created 2018-10-29T22:58:56.531-04:00'. Below these fields is a table of rules:

Type	Protocol	Port Range	Source	Description
SSH	TCP	22	Custom 0.0.0.0/0	e.g. SSH for Admin Desktop
HTTP	TCP	80	Custom 0.0.0.0/0, ::/0	e.g. SSH for Admin Desktop
HTTPS	TCP	443	Custom 0.0.0.0/0, ::/0	e.g. SSH for Admin Desktop

Below the table is an 'Add Rule' button. At the bottom of the page, there is a yellow warning box with a triangle icon and the text: 'Warning Rules with source of 0.0.0.0/0 allow all IP addresses to access your instance. We recommend setting security group rules to allow access'. At the bottom right, there are three buttons: 'Cancel', 'Previous', and 'Review and Launch'.

**Figure 12-10** Ensuring Your Security Group Permits the Correct Traffic

**Step 9.** Choose **Review and Launch**.

**Step 10.** On the **Review Instance Launch** page, choose **Launch**.

**Step 11.** When prompted for a key pair, select **Choose an existing key pair**, then select the key pair that you created previously. Alternatively, you can create a new key pair. Select **Create a new key pair**, enter a name for the key pair, and then choose **Download Key Pair**. This is the only chance for you to save the private key file, so be sure to download it. Save the private key file in a safe place. You'll need to provide the name of your key pair when you launch an instance and the corresponding private key each time you connect to the instance.

**Step 12.** When you are ready, select the acknowledgement check box and then choose **Launch Instances**.

**Step 13.** A confirmation page lets you know that your instance is launching. Choose **View Instances** to close the confirmation page and return to the console.

- Step 14.** Connect to your instance once it is ready—its status in the console will be **Running**. Use the **Connect** button for instructions on making your SSH connection.
- Step 15.** After logging in to your instance as the user account **ec2-user**, ensure that all of your software packages are up to date by performing a quick software update on your instance. This process may take a few minutes, but it is important to make sure that you have the latest security updates and bug fixes. Use the following command:
- ```
[ec2-user ~]$ sudo yum update -y
```
- Step 16.** Install the **lamp-mariadb10.2-php7.2** and **php7.2** Amazon Linux Extras repositories to get the latest versions of the LAMP MariaDB and PHP packages for Amazon Linux 2. Use the following command:
- ```
[ec2-user ~]$ sudo amazon-linux-extras install -y lamp-mariadb10.2-php7.2 php7.2
```
- Step 17.** Now that your instance is current, you can install the Apache web server, MariaDB, and PHP software packages. Use the **yum install** command to install multiple software packages and all related dependencies at the same time:
- ```
[ec2-user ~]$ sudo yum install -y httpd mariadb-server
```
- Step 18.** Start the Apache web server:
- ```
[ec2-user ~]$ sudo systemctl start httpd
```
- Step 19.** Use the **systemctl** command to configure the Apache web server to start at each system boot:
- ```
[ec2-user ~]$ sudo systemctl enable httpd
```
- Step 20.** Test your web server. In a web browser, type the public DNS address (or the public IP address) of your instance. If there is no content in **/var/www/html**, you should see the Apache test page. You can get the public DNS for your instance using the Amazon EC2 console (check the Public DNS column; if this column is hidden, choose **Show/Hide Columns** [the gear-shaped icon] and choose **Public DNS**).
- Step 21.** It's time to shut down your handy LAMP web server. Issue the following command:
- ```
[ec2-user ~]$ sudo shutdown -h now
```

**NOTE** You can also shut down instances using the AWS Management Console with the EC2 Dashboard. I always prefer to shut systems down from their own interface when I am working within them.

## Exam Preparation Tasks

As mentioned in the section “How to Use This Book” in the Introduction, you have a few choices for exam preparation: the exercises here, Chapter 16, “Final Preparation,” and the exam simulation questions in the Pearson Test Prep Software Online.

### Review All Key Topics

Review the most important topics in this chapter, noted with the Key Topics icon in the outer margin of the page. Table 12-2 lists these key topics and the page numbers on which each is found.



**Table 12-2** Key Topics for Chapter 12

Key Topic Element	Description	Page Number
List	Free Tier components	137
Lab	Creating a Free Tier account	139
Lab	Creating a web server with the Free Tier	147

### Define Key Terms

Define the following key terms from this chapter and check your answers in the Glossary:

Free Tier

### Q&A

The answers to these questions appear in Appendix A. For more practice with exam format questions, use the Pearson Test Prep Software Online.

1. Provide at least three examples of Free Tier services that can remain forever free.
2. Why might you shut down your EC2 instances in AWS when practicing with the Free Tier account?



**This chapter covers the following subjects:**

- **Fundamentals of Pricing:** This section describes how pricing works in AWS in general. It educates you on the fundamental types of costs associated with using AWS.
- **Pricing Details:** This section ensures you understand the various factors that go into pricing for a given service. This section is critical for you to be able to control your costs in AWS.

# Index

## A

---

**access control/management, 75**

**access keys (IAM), 87**

**Access Management (IAM)**

accessibility options, 83

access keys, 87

authentication, 86

AWS account root users, 83

best practices, 84

consistency, 83

costs of, 83

credentials, 87

DSS compliance, 82

EBS, 44

groups and, 83-85

identity federation, 82

identity information for assurance, 82

integration, 82

MFA, 81

monitoring services, 87

password policies, 86

PCI compliance, 82

permissions, 85-87

policy conditions, 87

privileges, 85

roles and, 83, 87

service-to-service access, 81

users and, 83

*assigning permissions, 85*

*creating individual users, 85*

*privileged user accounts and authentication, 86*

*secure storage of root user access keys, 84*

**accounts (Free Tier), creating, 139, 144-145**

**ACL (Access Control Lists), NACL, 14, 38**

**advisories (security), 98**

**Amazon responsibilities, Shared Responsibility model, 66**

**API (Application Programming Interface)**

API Gateway, 12

cloud support, 23

references/guides (support), 127-128

**APN (AWS Partner Network), 97**

**application support/automation (AWS Cloud)**

CloudFormation, 14

CodeDeploy, 14

OpsWorks, 15

**Artifact, 95**

**“as a service” technologies, 6-7, 23**

**assurance**

identity information for assurance and IAM, 82

security assurance programs, 93

**attestations (security), 93-94**

**Auditor Learning Path, 99**

**Aurora, 47**

**authentication**

IAM, 86

MFA, 81

**Auto Scaling, advantages of AWS Cloud, 26**

**automation and AWS, 105**

CloudFormation, 14

CodeDeploy, 14, 106

defined, 106

OpsWorks, 15

**availability**

EBS, 44

security triad, 73

AZ, 26, 36, 118

**AWS (Amazon Web Services) Cloud**

account root users and IAM, 83

advantages of

*Auto Scaling, 26*

*compliance, 27*

*ELB, 27*

*experimentation, 24*

*innovation, 25*

*security, 27*

*speed, 24*

automation/application support, 14-15

compute services

*EC2, 8*

*ECS, 10*

*Elastic Beanstalk, 9*

*Lambda, 8*

database services, 13

Global Infrastructure, 36

*AZ, 26*

*regions, 25*

management tools, 15-16

network services, 11-12

security services, 13-14

storage services, 10-11

**AWS Certified Cloud Practitioner exam (CLF-C01)**

candidate requirements, 178

details of, 177

domains/objectives, 178-179

preparing for, 179

**AWS CLI (Command-Line Interface), 109**

**AWS Marketplace, security tools, 75**

**AZ (Availability Zones), 26, 36, 118**

## B

---

**Basic support plan, comparing plans, 165**

**Billing and Cost Management**

budgets, tracking AWS usage/costs, 174

Cost and Usage reports, 174

graphs and cost analysis, 173

payment currencies, 174

**block storage, EBS, 43-44**

**blogs (security), 99**

**broad network access, cloud characteristics, 5**

**budgets, tracking AWS usage/costs, 174**

**bulletins (security), 98**

**Business support plan, comparing plans, 165**

# C

---

**cached**, 49

**CapEx (Capital Expenditures)**, 21

**case studies (security)**, 100

**certifications (security)**, 93-94

**chapter-ending review tools**, 184

**ClassicLink**, 121

**client responsibilities, Shared Responsibility model**, 66-67

**Cloud Support Associates**, 97

**Cloud Support Engineers**, 97

**CloudFormation**, 14, 108, 158

**CloudFront**, 12

**clouds**

advantages of

*API support*, 23

*CapEx*, 21

*contractual commitments*, 21

*elasticity*, 22

*flexibility*, 22

*global infrastructure*, 22

*IaaS*, 23

*OpEx*, 21

*PaaS*, 23

*“pay as you go” model*, 21

*procurement delays*, 21

*required negotiations*, 21

*SaaS*, 23

*security*, 21

*XaaS*, 23

broad network access, 5

characteristics of, 5-6

community cloud, 7

defined, 5

deploying, 7

EC2, 41-42

hybrid cloud, 7

IaaS, 7, 23

measured service, 6

on-demand self-service, 5

PaaS, 6, 23

private cloud, 7

public cloud, 7

rapid elasticity, 6

resource pooling, 5

SaaS, 6, 23

VPC

*EC2 and*, 42

*high availability*, 37

*IGW*, 37

*NACL*, 38

*NAT gateways*, 38

*route tables*, 37

*security groups*, 37-38

*subnets*, 37

XaaS, 23

**CloudTrail**, 16, 108

**CloudTrail Dashboard**, 82

**CloudWatch**, 15, 108

**CodeDeploy**, 14, 106

**community cloud**, 7

**compliance**

Artifact, 95

Auditor Learning Path, 99

AWS, 27

Compliance Solution Guide, 99

security compliance, 75-76

**compute services**

EC2, 8, 41-42

ECS, 10

- Elastic Beanstalk, 9, 40
- Lambda, 8, 40
- Concierge team, 164**
- confidentiality (security triad), 73**
- configuration management and AWS, 108**
- connections (Global Infrastructure)**
  - ClassicLink, 121
  - Direct Connect, 118
  - gateway endpoints, 120
  - interface endpoints, 119-120
  - VPC
    - endpoints, 119*
    - peering, 120*
- contractual commitments and clouds, 21**
- Cost Explorer**
  - budgets, tracking AWS usage/costs, 174
  - graphs and cost analysis, 173
- costs**
  - Billing and Cost Management
    - budgets, tracking AWS usage/costs, 174*
    - Cost and Usage reports, 174*
    - graphs and cost analysis, 173*
    - payment currencies, 174*
  - budgets, tracking AWS usage/costs, 174
  - calculators
    - Simple Monthly Calculator, 171-172*
    - TCO calculators, 171*
  - categories (pricing), 157
  - Cost and Usage reports, 174
  - effectiveness and web hosting, 59
  - graphs and cost analysis, 173
  - optimization, Well-Architected Frameworks, 57-58

- payment currencies, 174
- reports, 158
- credentials (IAM), 87**
- currencies (payment), 174**
- customer-specific controls, Shared Responsibility model, 66**
- customizing practice exams, 182-183**

## D

---

- data encryption, 75**
- Database Migration Service, 50**
- database services (AWS Cloud), 13**
- database solutions**
  - Aurora, 47
  - Database Migration Service, 50
  - DynamoDB, 48-49
  - ElastiCache, 49
  - RDS, 47-48
  - Redshift, 49
- dedicated instances, 42**
- deploying clouds, 7**
- Developer support plan, comparing plans, 165**
- DIKTA questions, final review/study plans, 184**
- Direct Connect, 12, 118**
- discussion forums (support), 130-132**
- documentation (support)**
  - FAQ, 129
  - guides/API references, 127-128
  - online documentation, 129
  - related links, 128
  - tutorials/projects, 128
- DSS (Data Security Standard) and IAM, 82**
- DynamoDB, 13, 48-49**



## E

---

ear plugs, exam preparation, 179

**EBS (Elastic Block Store), 11, 43-44, 157**

**EC2 (Elastic Compute Cloud), 8, 157**

benefits of, 41

dedicated instances, 42

instances

*costs of, 155*

*EC2-Classic instances, 121-122*

*reserved EC2 instances, 156*

on-demand instances, 42

pricing models, 42

reserved instances, 42

spot instances, 42

VPC and, 42

web servers, building, 147-150

**ECS (Elastic Container Service), 10**

**Edge Locations, 36, 117**

**EFS (Elastic File System), 11**

**Elastic Beanstalk, 9, 40**

**ElastiCache, 13, 49**

**elasticity**

clouds and, 22

defined, 41

rapid elasticity, cloud characteristics, 6

**ELB (Elastic Load Balancing), advantages of AWS Cloud, 27**

**encryption**

data, 75

EBS, 44

**endpoints, 119-120**

**Enterprise support plan, 164-165**

## exams

AWS Certified Cloud Practitioner exam (CLF-C01)

*candidate requirements, 178*

*details of, 177*

*domains/objectives, 178-179*

*preparing for, 179*

chapter-ending review tools, 184

final review/study plans, 184

Pearson Cert Practice Test Engine, 180, 184

*accessing offline, 181-182*

*accessing online, 181*

*customizing exams, 182-183*

*Flash Card mode, 182*

*Practice Exam mode, 182*

*Study mode, 182*

*updating exams, 183*

practice exams, 180

Premium Editions and, 184

**experimentation, advantages of AWS Cloud, 24**

## F

---

**FAQ (Frequently Asked Questions)**

exam preparation, 180

security concerns, 100

technology support, 129

**federation (identity) and IAM, 82**

**final review/study plans, 184**

**Flash Card mode (Pearson Cert Practice Test Engine), 182**

**flexibility and clouds, 22**

**forums (discussion), support, 130-132**

**frameworks**

security frameworks, 94

Well-Architected Frameworks

*cost optimization*, 57-58

*goals of*, 55

*operational excellence*, 56

*performance efficiency*, 57

*reliability*, 57

*security*, 56

**Free Tier**

accounts, creating, 139, 144-145

“free for a year” components/services,  
137-139

free services, 157

web servers, building, 147-150

**FT (Fault Tolerance), 58****G****gateways**

endpoints, 120

IGW, VPC, 37

NAT gateways, VPC, 38

**Glacier, 11, 46****Global Infrastructure**

AZ, 26, 118

clouds and, 22

connections

*ClassicLink*, 121

*Direct Connect*, 118

*gateway endpoints*, 120

*interface endpoints*, 119-120

*VPC endpoints*, 119

*VPC peering*, 120

regions, 25

*defined*, 116

*names of*, 117

sample structure of, 116

graphs, cost analysis, 173

groups (IAM), 83-85

guides/API references (support),  
127-128

**H**

**HA (High Availability), 37, 58**

**high-performance volumes, EBS, 43**

**hybrid cloud, 7**

**I**

**IaaS (Infrastructure as a Service), 7, 23**

**IAM (Identity and Access Man-  
agement), 13, 66**

access keys, 87

accessibility options, 83

authentication, 86

AWS account root users, 83

best practices, 84

components of, 73

consistency, 83

costs of, 83

credentials, 87

DSS compliance, 82

EBS, 44

groups and, 83-85

identity federation, 82

identity information for assurance, 82

integration, 82

MFA, 81

monitoring services, 87

password policies, 86

PCI compliance, 82

permissions, 85-87

policy conditions, 87

privileges, 85

- roles and, 83, 87
- service-to-service access, 81
- users and, 83
  - assigning permissions, 85*
  - creating individual users, 85*
  - privileged user accounts and authentication, 86*
  - secure storage of root user access keys, 84*

**identity federation (IAM), 82**

**identity information for assurance (IAM), 82**

**IEM (Infrastructure Event Management), 165**

**IGW (Internet Gateways), VPC, 37**

**in-memory caching engines, 49**

**inherited controls, Shared Responsibility model, 66**

**innovation, advantages of AWS Cloud, 25**

**integrity (security triad), 73**

**interface endpoints, 119-120**

**IPv6 and EC2-Classical instances, 122**

## J-K-L

---

**Lambda, 8, 40**

**launch support, 164**

**laws/regulations (security), 93**

**links (related), technology support, 128**

**logging and AWS, 108**

## M

---

**Management Console, 146**

**management tools (AWS Cloud), 15**

**managing AWS, 108**

**measured service, cloud characteristics, 6**

**Memcached, 49**

**MFA (Multi-Factor Authentication), 81**

**monitoring**

AWS, 108

monitoring/logging tools, 75

monitoring services

*IAM, 87*

*AWS Cloud, 15-16*

**multi-factor authentication (IAM), 86**

## N

---

**NACL (Network Access Control Lists). 14, 38**

**NAT gateways, VPC, 38**

**negotiations (required) and clouds, 21-22**

**network services (AWS Cloud), 11-12**

**networks**

access, cloud characteristics, 5

ACL, 14

security, 74

**NIST (National Institute for Standards and Technology), defining clouds, 5**

**notes, taking (exam preparation), 180**

## O

---

**object storage, S3, 44-46, 172**

**on-demand resources and web hosting, 59**

**on-demand self-service, cloud characteristics, 5**

**online documentation (support), 129**

operational excellence (Well-Architected Frameworks), 56  
 operations management, 108  
 OpEx (Operating Expenditures), 21  
 OpsWorks, 15, 108  
 orchestration and AWS, 106-107

## P

---

PaaS (Platform as a Service), 6, 23  
 password policies (IAM), 86  
 “pay as you go” model, cloud as, 21  
 payment currencies, 174  
 PCI (Payment Card Industry) and IAM, 82  
 Pearson Cert Practice Test Engine, 180, 184  
   accessing offline, 181-182  
   accessing online, 181  
   customizing exams, 182-183  
   Flash Card mode, 182  
   Practice Exam mode, 182  
   Study mode, 182  
   updating exams, 183  
 peering (VPC), 120  
 performance efficiency (Well-Architected Frameworks), 57  
 permissions (IAM)  
   AWS-defined policies for permissions, 85  
   delegating permissions, 87  
   reviewing permissions, 85  
   user permissions, assigning, 85  
 policy conditions (IAM), 87  
 pooling resources, cloud characteristics, 5

## practice exams

chapter-ending review tools, 184  
 Pearson Cert Practice Test Engine, 180, 184  
   *accessing offline*, 181-182  
   *accessing online*, 181  
   *customizing exams*, 182-183  
   *Flash Card mode*, 182  
   *Practice Exam mode*, 182  
   *Study mode*, 182  
   *updating exams*, 183  
 Premium Editions and, 184

## pricing

concepts of, 155-157  
 cost categories, 157  
 cost reports, 158  
 details of, 157  
 free services, 157  
 fundamentals of, 155-157  
 reserved instance pricing, 156  
 variables, 157

## private cloud, 7

PrivateLink, interface endpoints, 119-120

privileged user accounts (IAM), 86

privileges (IAM), 85

procurement delays and clouds, 21

Professional Services Network, 97

projects/tutorials (support), 128

provisioning and AWS, 108

public cloud, 7

## Q-R

---

Q&A chapter sections, final review/study plans, 184

rapid elasticity, cloud characteristics, 6  
 RDS (Relational Database Service), 13, 47-48, 158  
 Redis, 49  
 Redshift, 13, 49  
 regions, 25, 36  
     defined, 116  
     names of, 117  
 regulations/laws (security), 93  
 related links (support), 128  
 reliability (Well-Architected Frameworks), 57  
 reports  
     Cost and Usage reports, 174  
     cost reports, 158  
 required negotiations and clouds, 21  
 reserved EC2 instances, 156  
 resource pooling, cloud characteristics, 5  
 responsibility, Shared Responsibility model, 65-67, 74  
 rest, getting (exam preparation), 180  
 roles (IAM), 83, 87  
 root user accounts (IAM), secure key storage, 84  
 Route 53, 11  
 route tables (VPC), 37

## S

---

S3 (Simple Storage Service), 10, 44-46, 157, 172  
 SaaS (Software as a Service), 6, 23  
 scope, services in, 99  
 security  
     access control/management, 75  
     advisories, 98  
     APN, 97

Artifact, 95  
 assurance programs, 93  
 attestations, 93-94  
 Auditor Learning Path, 99  
 AWS, 27  
 AWS Marketplace, 75  
 blogs, 99  
 bulletins, 98  
 case studies, 100  
 certifications, 93-94  
 Cloud Support Associates, 97  
 Cloud Support Engineers, 97  
 clouds and, 21  
 compliance, 75-76, 95  
 Compliance Solution Guide, 99  
 data encryption, 75  
 FAQ, 100  
 frameworks, 94  
 groups, 13, 37-38  
 laws/regulations, 93  
 monitoring/logging tools, 75  
 network security, 74  
 Professional Services Network, 97  
 security in the cloud, 65  
 security of the cloud, 65  
 security triad, 73  
 services  
     *IAM, 13*  
     *network ACL, 14*  
     *security groups, 13*  
     *services in scope, 99*  
 Shared Responsibility model, 21  
 tools, 75  
 Trusted Advisor, 95-96  
 valuables (exam preparation), 180  
 Well-Architected Frameworks, 56  
 whitepapers, 94

**self-service (on-demand), cloud characteristics, 5**

**Service Catalog, 15**

**services**

categories of, 36

compute services

*EC2, 41-42*

*Elastic Beanstalk, 40*

*Lambda, 40*

security services

*IAM, 13*

*network ACL, 14*

*security groups, 13*

*services in scope, 99*

service-to-service access and IAM, 81

**Shared Responsibility model, 21, 65-67, 74**

**Simple Monthly Calculator, 171-172**

**snapshots (EBS), 44**

**speed, advantages of AWS Cloud, 24**

**storage**

EBS, 43-44

Glacier, 46

S3, 44-46, 172

storage services (AWS Cloud), 10-11

**Study mode (Pearson Cert Practice Test Engine), 182**

**study plans/final review, 184**

**study tracker, exam preparation, 179**

**subnets (VPC), 37**

**support**

APN, 97

Cloud Support Associates, 97

Cloud Support Engineers, 97

discussion forums, 130-132

documentation

*FAQ, 129*

*guides/API references, 127-128*

*online documentation, 129*

*related links, 128*

*tutorials/projects, 128*

launch support, 164

Professional Services Network, 97

support plans

*Basic support plan, 165*

*best practices, 163*

*Business support plan, 165*

*comparing, 165*

*Concierge team, 164*

*Developer support plan, 165*

*Enterprise support plan, 164-165*

*IEM, 165*

*launch support, 164*

*proactive guidance, 163*

*TAM, 163*

*Trusted Advisor, 163*

**Systems Manager, 15**

## T

**TAM (Technical Account Manager), 163**

**TCO (Total Cost of Ownership) calculators, 171**

**technology support**

discussion forums, 130-132

documentation

*FAQ, 129*

*guides/API references, 127-128*

*online documentation, 129*

*related links, 128*

*tutorials/projects, 128*

**time (exam preparation)**

budgeting per question, 179

travel time, 180

**Trusted Advisor, 15, 95-96, 163**  
**tutorials/projects (support), 128**

## U

---

**updating practice exams, 183**

**users and IAM, 83**

- assigning permissions, 85
- creating individual users, 85
- privileged user accounts and authentication, 86
- root user access keys, secure storage, 84

## V

---

**valuables, securing (exam preparation), 180**

**VPC (Virtual Private Clouds), 11**

connections

*ClassicLink, 121*

*Direct Connect, 118*

*gateway endpoints, 120*

*interface endpoints, 119-120*

*VPC endpoints, 119*

*VPC peering, 120*

EC2 and, 42

endpoints, 119

high availability, 37

IGW, 37

NACL, 38

NAT gateways, 38

peering, 120

route tables, 37

security groups, 37-38

subnets, 37

## W

---

**web hosting, 59**

**web servers**

building with Free Tier, 147-150

web hosting, 59

**Well-Architected Frameworks**

cost optimization, 57-58

goals of, 55

operational excellence, 56

performance efficiency, 57

reliability, 57

security, 56

**whitepapers (security-related), 94**

## X-Y-Z

---

**XaaS (Everything as a Service), 23**